

Crown Headband Tutorial



Kellie's Designs
Original Machine Embroidery Designs
<https://kelliesdesigns.net>

Supplies Needed


*Regular embroidery supplies, stabilizer, thread, scissors etc. (Note: I like cutaway stabilizer for most ITH projects unless otherwise indicated. I find that it provides more stability to the finished product.

*Vinyl or cork. Felt would also work if you used a heavy duty stabilizer.

*Thin headband

*Whatever you want to decorate the crown with. I've used hot fix crystals and jewel rivets. You don't have to use anything special - the crown looks very pretty just stitched with coordinating thread.

***My supplies are listed at the end.**



Crown Headband Tutorial

Color Change 1: Placement stitch - stitch directly on stabilizer.


Cover with vinyl or cork.



Kellie's Designs
Original Machine Embroidery Designs
<https://kelliesdesigns.net>

Crown Headband Tutorial

Color change 2: This adds the inner details to the design.



Color change 3: The Crown



Kellie's Designs
Original Machine Embroidery Designs
<https://kelliesdesigns.net>

Crown Headband Tutorial

Color Change 4: Place your backing material under hoop and this last step attaches the layers and creates the pocket for the headband.

Carefully unhoop and cut out your crown. Slide your headband through the pocket. Enjoy!!



Crown Headband Tutorial



Kellie's Designs
Original Machine Embroidery Designs
<https://kelliesdesigns.net>

Links to supplies I used

The following are links to some of the products that I have used when making this project:


Cut away stabilizer: <https://amzn.to/3yX9bYQ>

Embroidery thread: <https://amzn.to/3Z6v2Ib>

Kai serrated scissors: <https://amzn.to/3ni0Exl>

Headbands: <https://amzn.to/3LZBA7W>

Hot fix crystals: <https://amzn.to/3VydYux>



Thank you!!

I hope you enjoyed making your crown headband! These are super quick and a great scrap buster. If you have any questions or encounter problems - PLEASE don't hesitate to ask. Also - our Facebook group is a great source of information and inspiration. Please feel free to share your completed project photos with us!!

Copyright 2023 - Kellie's Designs

Disclaimer: I am an Amazon affiliate - which means that I may receive a small commission based on qualified orders placed through links I share. This in no way impacts your pricing and I only recommend items that I personally have purchased and used.



Kellie's Designs
Original Machine Embroidery Designs
<https://kelliesdesigns.net>